

Analogue —  
Celebrate & explore the history  
of video games with the respect  
it deserves.



[analogue.co](https://analogue.co)

## Welcome to Analogue.

### **Congratulations on becoming an Analogue Mega Sg owner.**

We set out to design the definitive way to explore Sega's 16-bit and 8-bit era. A reimagining of the underdog that led a 16-bit revolution. Engineered with an FPGA. No emulation. 1080p. Zero lag. Total accuracy. Mega Sg is not a plug n' play toy. Compatible with the 2,180+ Sega Genesis, Mega Drive and Master System game cartridge library. Explore and re-live one of the greatest video game systems of all time with no compromises.

### **Start playing your Mega Sg**

- 1 — Insert the USB cable into the USB power input. Plug it into a power outlet.
- 2 — Plug your HDMI cable into your television.
- 3 — Power the system on by pressing the Power button, with or without a game cartridge inserted.

### **Clean your game cartridges**

If you are experiencing issues with any cartridges, make sure they are squeaky clean. 99.9% of all issues are game cartridge related due to dirty cartridge pins.

### **Handling and care**


Do not insert very dirty cartridges into your Mega Sg  
Only use 5v 2a USB power supplies or your Mega Sg may not function correctly

### **User guide**

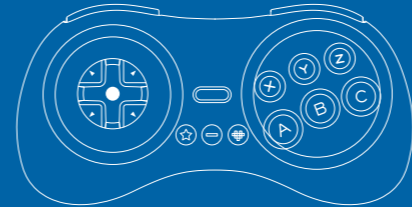
For the complete Mega Sg user guide please visit [support.analogue.co](https://support.analogue.co)

### **Support and FAQ**

For customer support and FAQ please visit [support.analogue.co](https://support.analogue.co)




## Command [ any controller ]



Press down + select  
to access in game menu

## Master System Adapter



Spacer for Mega CD

